

MOCK FINAL EXAM
CSci 127: Introduction to Computer Science
Hunter College, City University of New York

6 December 2017

Exam Rules

- Show all your work. Your grade will be based on the work shown.
- The exam is closed book and closed notes.
- When taking the exam, you may have with you pens, pencils, and an 8 1/2" x 11" piece of paper filled with notes, programs, etc.
- You may not use a computer, calculator, tablet, smart watch, or other electronic device.
- Do not open this exams until instructed to do so.

Hunter College regards acts of academic dishonesty (e.g., plagiarism, cheating on examinations, obtaining unfair advantage, and falsification of records and official documents) as serious offenses against the values of intellectual honesty. The College is committed to enforcing the CUNY Policy on Academic Integrity and will pursue cases of academic dishonesty according to the Hunter College Academic Integrity Procedures.

I understand that all cases of academic dishonesty will be reported to the Dean of Students and will result in sanctions.

Name:

EmpID:

Signature:

1. (a) What will the following Python code print:

```
places = "Connecticut*New York*New Jersey*Pennsylvania"
num = places.count("*")
states = places.split("*")
print("There are", num+1, "states")
print(states[0], states[-1])
mess = "cahbecedseef gchaikje"
eat = ""
for i in range(len(mess)):
    if i % 2 == 0:
        print(mess[i])
        eat = eat + mess[i]
print("I love", states[1], eat)
```

Output:

- (b) Consider the following shell commands:

```
$ ls
p1.py p2.py p3.py
```

- i. What is the output for:

```
$ cp p1.py p4.py
$ mv p2.py p5.py
$ ls p*
```

Output:

- ii. What is the output for:

```
$ mkdir programs
$ mv p*.py programs
$ ls
```

Output:

2. (a) Fill in the missing values in the table:

Decimal	Binary	Hexadecimal
2		2
	101	5
	1010	A
32	100000	
255	11111111	

- (b) Write the Python code for the following algorithm:

```
function decodeMessage(numbers, k)
    create an empty message
    for each number in the list of numbers
        code = 97 + ((number + k) modulo 26)
        convert the code to the corresponding Unicode character
        concatenate the character to the beginning of the message
    return the message
```

3. (a) What is the value (True/False):

`in1 = False`

i. `in2 = False`

`out = in1 and in2`

out =

`in1 = False`

ii. `in2 = True`

`out = not in1 and (in2 or not in1)`

out =

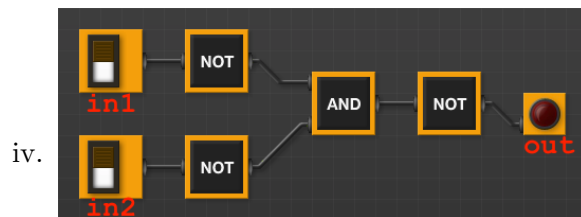
`in1 = True`

iii. `in2 = False or in1`

`in3 = in1 and (not in2)`

`out = in1 and not in3`

out =



out =

`in1 = True`

`in2 = False`

(b) Design a circuit that implements the logical expression:

$(in1 \text{ and } in2) \text{ or } (in1 \text{ and } in3) \text{ or } (in2 \text{ and } in3)$

5. Write a **complete Python program** that will read:

- prompt the user for the name of a CSV file,
- prompt the user for the name of a column containing the x values,
- prompt the user for the name of a column containing the y values, and
- make a graph (using `matplotlib.pyplot`) of the x versus y values.

6. Using `matplotlib.pyplot` and `numpy`, write a **complete Python program** that asks the user for the name of an image file, reads in the file, and displays only the “green” channel of the image to the screen.

7. Fill in the following functions that are part of a program that maps GIS data from NYC OpenData CSV files:

- `getData()`: asks the user for the name of the CSV and returns a DataFrame of the contents.
- `getLocale()`: asks the user for latitude and longitude of the user's current location and returns those floating points numbers, and
- `computeDist()`: computes the squared distance between two points (x_1, y_1) and (x_2, y_2) :

$$(x_1 - x_2)^2 + (y_1 - y_2)^2$$

```
import pandas as pd
def getData():
```

```
    """
```

```
    Asks the user for the name of the CSV and
    Returns a dataframe of the contents.
```

```
    """
```

```
def getLocale():
```

```
    """
```

```
    Asks the user for latitude and longitude of the user's current location and
    Returns those floating points numbers.
```

```
    """
```

```
def computeDist(x1,y1,x2,y2):
```

```
    """
```

```
    Computes the squared distance between two points  $(x_1, y_1)$  and  $(x_2, y_2)$  and
    Returns  $(x_1 - x_2)^2 + (y_1 - y_2)^2$ 
```

```
    """
```


8. (a) What is the output for a run of this MIPS program:

```
# Store 'Hello!' at the top of the stack
ADDI $sp, $sp, -7
ADDI $t0, $zero, 72 # H
SB $t0, 0($sp)
ADDI $t0, $zero, 101 # e
SB $t0, 1($sp)
ADDI $t0, $zero, 108 # l
SB $t0, 2($sp)
ADDI $t0, $zero, 108 # l
SB $t0, 3($sp)
ADDI $t0, $zero, 111 # o
SB $t0, 4($sp)
ADDI $t0, $zero, 33 # !
SB $t0, 5($sp)
ADDI $t0, $zero, 0 # (null)
SB $t0, 6($sp)
ADDI $v0, $zero, 4 # 4 is for print string
ADDI $a0, $sp, 0
syscall # print to the log
```


Output:

- (b) Write a MIPS program that prints: Hi mom

9. What is the output of the following C++ programs?

```
//L-M Miranda, #1
#include <iostream>
using namespace std;
int main()
{
  cout << "I wanna build\nSomething ";
(a)  cout << "that's gonna";
      cout << "\nOutlive me" << endl;
}
```

Output:




```
//L-M Miranda, #2
#include <iostream>
using namespace std;
int main()
{
  int count = 4;
(b)  while (count > 0) {
      cout << "\tWhat do you want, Burr?\n";
      count--;
    }
}
```

Output:



```
//L-M Miranda, #3
#include <iostream>
using namespace std;
int main()
{
  cout << "If we lay a strong enough found";
  cout << "ation\nWe'll pass it on to you, ";
  cout << "we'll give the world to you\n";
(c)  for (int i = 0; i < 2; i++) {
      if (i % 2 == 0)
        cout << "And ";
      else
        cout << "Yeah, ";
      cout << "you'll blow us all away...\n";
      cout << "Someday, someday" << endl;
    }
}
```

Output:



10. (a) Write a **complete Python program** that simulates a random walk using the `turtle` library. Your turtle, at each iteration, should choose a random direction and walk forward 10 steps. The walk should continue as long as the turtle's x and y coordinate values are within 100 of the starting point.

- (b) Write a **complete C++ program** that prints out the yearly population, following the formula:

$$p(n + 1) = 1.10 \cdot p(n) - \frac{.20 \cdot (p(n))^2}{20000}$$

where $p(n)$ is the population at year n . Assume that the starting population at year 0 is 600. Your program should print the year and population for the first 10 years.